

EH-LS12000B | EH-LS11000W


Home cinema Redefined



EPSON[®]
EXCEED YOUR VISION

Prepare to be amazed

The ultimate home cinema demands the best in projection. Bring a state-of-the-art cinema experience to your home with Epson's EH-LS12000B and EH-LS11000W projectors. Featuring revolutionary 3LCD laser projection technology, 4K resolution and HDR10+ support this high-definition projector delivers phenomenal image quality and colour brightness that elevates any screening to an enthralling cinematic experience. Every inch of this series has been considered - there's no wasted space and no exposed cables, leaving an elegant yet bold surface.






Laser projection at home

As part of a manufacturing philosophy aiming to deliver uncompromising brightness, contrast, colour, and the highest image quality, the EH-LS11000W and EH-LS12000B are equipped with a uniquely designed laser optical engine. With a highly efficient LD package, a newly developed panel, and the optical component optimisation that only Epson can provide, it achieves up to 2,700lm brightness, high contrast, and superb colour reproduction¹. The laser engine's long lifespan of up to

20,000 hours² provides virtually worry-free operation. And there's no waiting for the projector to warm-up or cool down — the projector reaches maximum brightness and turns off almost immediately. Plus, high-speed contrast control ensures both bright and dark scenes look their best.





1080p

4K

Experience stunning 4K



Make your home centre stage for all the action with advanced pixel-shifting technology that works in parallel with three individual high-definition LCD chips to produce an exceptionally sharp 4K (8.3million pixels) picture without sacrificing picture brightness.

Optimum performance with up to 2,500,000:1 dynamic contrast ratio, 4K-enhancement technology, 3LCD technology, 4K frame interpolation, 4K super-resolution and HDR10+ support.

Powered by the Epson ZX Picture Processor, Scene Adaptive Gamma allows the user to automatically adjust the picture quality based upon the scene information itself. This provides a simple way to get impressive colour and contrast, regardless of the content being displayed.

The EH-LS12000B and EH-LS11000W are Calman Ready with the highest quality colour calibration trusted by colour professionals and filmmakers.



Super resolution

Super resolution defines and sharpens blurred images for standard and 4K content bringing incredible detail for true to life images.



4K frame interpolation

As well as current frame interpolation technology, blurring reduction is now improved. Even watching fast-moving sports or when gaming, image contours stay clear, and motion is smooth to bring a fuller sense of realism and dynamism than ever to 4K video.



Designed for extraordinary installation flexibility



The wide-range powered lens shift (Vertical $\pm 96.3\%$, horizontal $\pm 47.1\%$) and zoom (x2.1) that only a high-end home model provides means the EH-LS12000B and EH-LS11000W can be installed in living rooms as well as dedicated home cinemas.

Users can operate the lens shift functions using the remote control, the projector control panel, or control commands.

In addition to the same quietness (25dB/Light output 75%) as previous models, a reduction in high-frequency noise levels creates less distraction for a more immersive experience.


Practical functionality, convenient connectivity

eARC/ARC support

Thanks to ARC, audio can be carried via the projector using an HDMI cable. In addition, eARC supports high-quality sound³, allowing you to enjoy a beautifully cohesive mix of video and sound in an easier installation.

4K/120fps input support

Optimised support for fast-moving game video output.



Model	EH-LS12000B	EH-LS11000W
Projection System	3LCD	3LCD
Driving Method	Epson Poly-silicon TFT active matrix, 0.74-inch wide panel with SMLA (C2 Fine, 12 bit, OD)	Epson Poly-silicon TFT active matrix, 0.74-inch wide panel with SMLA (C2 Fine, 12 bit, OD)
Projection Methods	Front, Front/Ceiling, Rear, Rear/Ceiling	Front, Front/Ceiling, Rear, Rear/Ceiling
Resolution	4K (3840*2160)	4K (3840*2160)
Pixel number (Max)	8,294,400 dots (1920 x 1,080 x 4)	8,294,400 dots (1920 x 1,080 x 4)
Colour Brightness (Colour light output)	2,700 lumens	2,500 lumens
White Brightness (white-light output)	2,700 lumens	2,500 lumens
Aspect ratio	16:9	16:9
Laser Type	Laser diode	Laser diode
Light Source Life (Normal & ECO)	20,000 hours ²	20,000 hours ²
Size (projected distance)	100" screen 3.00 - 6.30 m	100" screen 3.00 - 6.30 m
Contrast ratio	Over 2,500,000:1	Over 2,500,000:1
Projection Lens Type	Powered zoom/powered focus	Powered zoom/powered focus
F-number	2.0 - 3.0	2.0 - 3.0
Focal length	22.5 mm - 46.7 mm	22.5 mm - 46.7 mm
Zoom Ratio	1 - 2.1	1 - 2.1
Powered Lens Shift	Vertical -96.3 % to +96.3 % / Horizontal -47.1 % to +47.1 %	Vertical -96.3 % to +96.3 % / Horizontal -47.1 % to +47.1 %
Lens Cover	Slide lens shutter (powered)	Slide lens shutter (powered)
Lens Position	The following items are saved in memory (Lens Shift Position / Zoom Position / Focus Position / Blanking)	The following items are saved in memory (Lens Shift Position / Zoom Position / Focus Position / Blanking)
Memory Positions	10 (Memory 1 - 10)	10 (Memory 1 - 10)
Aspect mode	Auto / Full / Zoom / Anamorphic Wide / Horiz.Squeeze	Auto / Full / Zoom
Super-resolution	Yes	Yes
Frame Interpolation	Yes	Yes
Auto Contrast Enhancement	Yes	Yes
Scene Adaptive Gamma	Yes	Yes
High Dynamic Range	HDR10/HDR10+/HLD	HDR10/HDR10+/HLD
Colour Modes	Dynamic, Vivid, Bright Cinema, Cinema, Natural	Dynamic, Vivid, Bright Cinema, Cinema, Natural
Terminal Inputs	HDMI 2.1 x2 (x1 eARC/ARC), USB-A, Service, Trigger out, Lan, Opt.HDMI (300mA), RS-232C	HDMI 2.1 x2 (x1 eARC/ARC), USB-A, Service, Trigger out, Lan, Opt.HDMI (300mA), RS-232C
Fan Noise (Normal/ECO)	30 dB (100% Light Output) / 22dB (50% Light Output)	30 dB (100% Light Output) / 22dB (50% Light Output)
Power Supply Voltage	100 - 240 V AC +/- 10%, 50/60 Hz	100 - 240 V AC +/- 10%, 50/60 Hz
Power Consumption	220 - 240V, Laser on 302W, Laser on (ECO) 198W, Standby Mode 2W, Energy Saving 0.4W	220 - 240V, Laser on 302W, Laser on (ECO) 198W, Standby Mode 2W, Energy Saving 0.4W
Dimensions incl. feet (WxHxD) / Weight	520 x 192.7 x 447 mm / 12.7kg	520 x 192.7 x 447 mm / 12.7kg
Calman support	Yes	Yes
ISF Certification	Yes	No

A13466_EN-INT



1. Improved compared to previous Epson 3LCD lamp projectors.
2. Based on watching content for five hours every day with the projector set in Eco mode
3. Uncompressed 5.1ch/7.1ch, HD audio (Dolby Atmos®, Dolby TrueHD, DTS:X™, DTS-HD) etc.
4. 2001 to 2019, 500-lumen and above, excluding screenless TVs, Futuresource Consulting – Quarterly Projector Market Insights – Worldwide Analyzer CY20Q1.
5. Colour brightness (colour light output) in brightest mode, measured by a third-party lab in accordance with IDMS 15.4. Colour brightness will vary depending on usage conditions. Top-selling Epson 3LCD projectors versus top-selling 1-chip DLP projectors based on NPD data for May 2017 - April 2018. For more information please visit www.epson.eu/CLO.
6. Gamut volume in brightest mode, measured by a third-party lab in 3D in the CIE L*a*b* coordinate space. Top-selling Epson 3LCD projectors versus top-selling 1-chip DLP projectors based on NPD sales data for May 2017 – September 2020.

EPSON
EXCEED YOUR VISION