


EXPECT MORE FROM YOUR PROJECTOR



GET MORE FROM YOUR PROJECTOR

Let your projector reach its full potential

Take advantage of Epson's specialist software solutions to enrich your projector and benefit from increased capabilities, confidence and control.

As the world's leading projector manufacturer, we understand the need for the right projection solutions – allowing you to present the way you want, where you want, easily and effectively.

At Epson, we realise inspiring presentations and innovative solutions go hand in hand – which is why we have developed a dynamic portfolio of advanced projector tools. Whether you're managing multiple projectors, or you want to be more dynamic in the way you work, these solutions will optimise your business productivity and give you a platform to deliver your best work and ideas.

Discover just how much more flexible your current projector could be – visit www.epson.eu/projector-software to get more from your projector.



Solutions for smarter sharing

Use	Epson solution	Short description
Stream and share	iProjection app	Our iProjection app is easy to use, and is available for iOS and Android smart devices. You can project documents to web pages, annotate and control the projector, all directly from your smart device.
	iProjection app for Google Chromebook	Effortlessly share content wirelessly from Chromebooks to a dedicated classroom projector.
	Screen mirroring	Screen mirror and share content effortlessly from compatible smartphones, tablets or PCs.
	Wireless LAN Adapter	Our high-speed, wireless network adapter allows quick and easy access to the LAN, without the inconvenience of untidy wires or cables.
	Quick Wireless USB Key	A peer-to-projector connection, our Quick Wireless works through simply inserting the USB key into the PC. Projection starts in a matter of seconds and no configuration is required – simple.
Projection sharing	EasyMP™ Network Projection	Send content from your computer screen to the projector via a wired or wireless network. Sharing content in this way allows you to project data from different computers, without changing the signal cable.
	EasyMP™ Multi-PC Projection	Connect up to 50 PCs or smart devices to one projector via a wired or wireless network, then select up to four connected devices and project their screens to the projector.
Monitoring and control	EasyMP™ Network Monitor	Check the status of multiple Epson projectors that are connected to a network, giving you the ability to remotely control all projectors from one computer.
Interactivity / collaboration	Easy Interactive Tools	Use your interactive pen to navigate, annotate, select, scroll, draw, save, and interact with projected content from your computer via the interactive or whiteboard mode.
Slide presenting	EasyMP™ Slide Converter	Convert PowerPoint presentations and present directly to the projector without the need for a computer.
Projector set-up	Throw Distance Calculator	The Throw Distance Calculator is an online easy-to-use tool to help you gauge the image size and projection distance dimensions for all Epson projectors.

Some software solutions maybe restricted to select models only. Please refer to product specification.

DO MORE WITH YOUR PROJECTOR

STREAM AND SHARE



Epson iProjection app* – Connect and present wirelessly

Using our iProjection app, you can wirelessly present documents, images and web pages directly from your iOS and Android smart device. This leaves you free to interact with your audience, deliver a more dynamic proposal, or simply engage with people to gather ideas.

This built-in annotation feature enables you to use a digital pen, highlighter or eraser, with colour and opacity options, to highlight and write notes over the projected image in real-time.

Download the iProjection app from Google Play or the App Store, connect your smart device to the same network as the projector and then launch the iProjection app.

* Supports cloud storage services such as Dropbox



iProjection app for Google Chromebooks

Effortlessly share content wirelessly from Chromebooks to a dedicated projector. Display content from a single Chromebook or use with Epson's Multi-PC Projection with moderator function, where you can select and display content from up to four Chromebooks at one time.



Screen mirroring – Share your screen “live”

Wireless projection from selected smartphones, tablets and PCs that support screen mirroring. Designed and built upon Wi-Fi Direct, a technology that enables two devices to form a direct, peer-to-peer Wi-Fi connection to screen mirror, allowing you to display content such as photos and videos from your device without cables or a network connection.



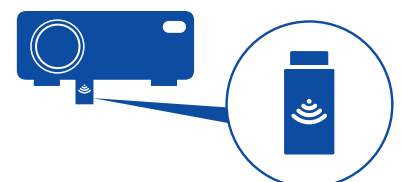
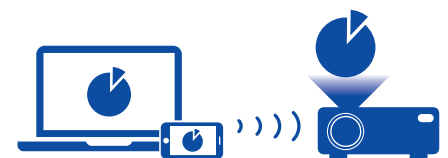
Wireless LAN Adapter – From PC to projector instantly

The high-speed, wireless network adaptor allows you to connect to selected Epson projectors, allowing quick and easy access to the LAN or peer-to-peer networks without wires or cables. When used with Epson EasyMP™ Network Monitor and Network Projection software, you can remotely access and control projectors over the wireless LAN.



Quick wireless USB key – Seamless and easy

Provides fast, ad-hoc, wireless connectivity (PC only). There is no need to connect over a network. Simply plug into your PC and in a matter of seconds, the key will download the information necessary for setup – no reconfiguration required and simple to use.





PROJECTION SHARING



EasyMP™ Network Projection – Display content from any location

Enjoy the flexibility of displaying content on any network-enabled projector via any existing wired or wireless local area network infrastructure. You can display content on multiple projectors from one computer and enjoy the freedom of showcasing your presentation from multiple sources without switching the input source.



EasyMP™ Multi-PC Projection – Involve everyone

Simply install the software on your desktop or laptop PC and whether you have two users or fifty, you can share content with everyone's computer via a local area network.

Select up to four devices via the moderator function to project their content simultaneously for everyone's shared benefit.



MONITORING AND CONTROL



EasyMP™ Network Monitor – Remotely take control

This handy tool allows IT, Facilities and Network Managers to monitor and control multiple projectors at once, checking their status and controlling the projectors from a single source. Remotely power projectors on and off, switch input sources and more.

Message Broadcasting is a plug-in for EasyMP™ Network Monitor. Administrators can use the plug-in to send messages or announcements in JPEG formats to one or more projectors, or all the projectors on the network. To do this, you can send messages manually, or use the timer function in EasyMP™ Network Monitor to send messages automatically.

INTERACTIVITY AND COLLABORATION



Easy Interactive Tools* – Everything at your fingertips

Make your presentations interactive by illustrating in real-time, using either an interactive pen or your fingertips. The content annotation and whiteboard feature helps to keep your audience engaged, and whatever you do on screen can be pre-prepared – saving lengthy note taking.

* Use with an Interactive projector for best results

SLIDE PRESENTING



EasyMP™ Slide Converter – Project directly from a USB

Leave your laptop behind, as our EasyMP™ Slide Converter enables you to simply convert a PowerPoint presentation into two file types (with or without animations) then transfer the file to a USB storage device and insert directly into the selected projector's USB port and present.

PROJECTOR SET-UP



Throw Distance Calculator – Get a precise fit

Using our Throw Distance Calculator, you can easily work out image sizes and projection distance dimensions across our entire projector range. Simply select your desired screen size or the projection distance, and the smart online tool will automatically calculate all necessary installation dimensions.

COMPATIBILITY OVERVIEW

Solution function		Wireless connectivity						Projection sharing		Monitoring and control	Interactivity and collaboration		Slide presenting	Projector set-up
Software Solution		iProjection app for Android / iOS	iProjection app for Google Chromebook	Screen mirroring	NFC	Wireless LAN Adapter	Quick Wireless USB Key	EasyMP™ Network Projection*	EasyMP™ Multi-PC Projection*	EasyMP™ Network Monitor*	Easy Interactive Tools*	SMART Notebook Software	Easy Slide Converter*	Throw Distance Calculator
EB-1780W		•	—	—	—	•	—	—	•	—	—	—	—	•
EB-1781W		•	—	—	•	•	—	—	•	—	—	—	—	•
EB-1785W	EB-1795F	•	—	•	•	•	—	—	•	—	—	—	—	•
EB-S31 EB-X31 EB-W31	EB-S04 EB-X04* EB-W04 EB-U04	•	—	—	—	Opt	Opt	•	•	•	—	—	—	•
EB-W32	EB-U32	•	—	—	—	•	Opt	•	•	•	—	—	—	•
EB-S27	EB-X37 EB-W29	•	—	—	—	Opt	Opt	•	•	•	—	—	—	•
EB-W29 EB-98H	EB-945H EB-955WH EB-965H	•	•	—	—	Opt	Opt	•	•	•	—	—	—	•
EB-W16	EB-W16SK	—	—	—	—	—	—	—	—	—	—	—	—	•
EB-520 EB-530	EB-525W EB-535W	•	•	—	—	Opt	Opt	•	•	•	—	—	—	•
EB-530S		•	•	—	—	Opt	Opt	•	•	•	—	—	—	•
EB-670 EB-680 EB-680S	EB-675W EB-685W EB-685WS	•	•	—	—	Opt	—	—	•	•	—	—	—	•
EB-536Wi EB-675Wi EB-680Wi	EB-685Wi EB-695Wi EB-696Ui	•	•	—	—	Opt	—	—	•	•	•	•	—	•
EB-1440Ui	EB-1450Ui	•	•	—	—	•	—	—	•	•	•	—	—	•
EB-1460Ui		•	•	•	—	•	—	—	•	•	•	—	—	•
EB-2250U EB-2040	EB-2140W	•	•	—	—	Opt	—	—	•	•	—	—	—	•
EB-2245U EB-2065	EB-2155W EB-2055	•	•	—	—	•	—	—	•	•	—	—	—	•
EB-2265U EB-2165W	EB-2255U	•	•	•	—	•	—	—	•	•	—	—	—	•
EB-5510		•	•	—	—	Opt	—	—	•	•	—	—	—	•
EB-5520W	EB-5530U	•	—	•	—	Opt	—	—	•	•	—	—	—	•
EB-G7000W EB-G7200W EB-G7800 EB-G7900U	EB-G7100 EB-G7400U EB-G7805 EB-G7905U	•	—	—	—	Opt	Opt	—	•	•	—	—	—	•
EB-Z10000U EB-Z11000 EB-Z9800W	EB-Z10005U EB-Z11005	•	—	—	—	—	—	—	•	•	—	—	—	•
EB-L1100U EB-L1105U EB-L1200U EB-L1300U	EB-L1405U EB-L1500U EB-L1505U	•	—	—	—	—	Opt	—	•	•	—	—	—	•
EB-L25000U		•	—	—	—	Opt	—	—	•	•	—	—	—	•
EH-TW570		•	—	—	—	Opt	Opt	•	•	•	—	—	—	•
EH-TW5350		•	—	•	—	Opt	—	•	—	—	—	—	—	•
EH-TW5210	EB-TW5300 EB-LS10500	—	—	—	—	—	—	—	—	—	—	—	—	•
EH-TW6700 EH-TW6700W	EH-TW6800	•	—	—	—	Opt	—	—	•	—	—	—	—	•
EH-TW7300 EH-TW9300W	EH-TW9300	•	—	—	—	Opt	—	—	•	—	—	—	—	•

* Available to download at www.epson.eu/projector-software

** Check availability in your region

All models are current at point of print

Opt = Optional Accessory

• = Feature available

— = Feature not available

Better Products
for a Better Future



For further information please contact your local Epson office or visit www.epson-europe.com

Algeria (+2213) 770 938 617 **Austria** 01 253 49 78 333 **Belgium** +32 (0)2 792 04 47 **Czech** 800/142 052 **Denmark** 44 50 85 85 **East Africa** (+254) 734 354 075
Finland 0201 552 091 **France** 09 74 75 04 04 (Cost of local call, operator charges may apply) **Germany** +49 (0) 2159/92 79 500 **Greece** 210-8099499
Hungary 06800 147 83 **Ireland** 01 436 7742 **Israel** (+972)-3-5751833 **Italy** 02-660321 10 (0,12 €/min) **Luxembourg** +352 27860692 **Middle East** +9714 8872172
Morocco (+212) 661 31 11 18 **Netherlands** +31 (0)20 708 5099 **Norway** +47 67 11 37 00 **Poland** 0-0-800 4911299 (0,16 zł/min) **Portugal** 707 222 111
Russia (095) 777-03-55 **Slovakia** 0850 111 429 **Southern Africa** (+2711) 465-9621 **Spain** 93 582 15 00 **Sweden** 0771-400135 (Mobilsamtal – 0,99 kr/min,
 Lokala samtal – 0,30 kr/min, Utlandssamtal – 0,89 kr/min) **Switzerland** 022 592 7923 **Tunisia** (+216) 9833 3571 **Turkey** (0212) 3360303 **United Kingdom** 0871 222 6702
West Africa (+234)8020727843

Trademarks and registered trademarks are the property of Seiko Epson Corporation or their respective owners.
 Product information is subject to change without prior notice.

EPSON®