


Creative brilliance brought to life



Be bolder, brighter and more creative

Success in visual communications means having the freedom to project images in every environment.

From education and art galleries to digital signage and corporate events, from in-house projector fleets to the rental and staging market, our projectors are the smart, advanced solution giving you that freedom.

We work tirelessly to develop innovative, versatile solutions that take projected visuals to new dimensions.

Our commitment to product quality, technology and customer relationships, backed by unparalleled service and support, are the reasons we've been the world's No.1 projector manufacturer since 2001¹.



Contents

4-5	Rental and staging installation solutions
6-7	Visitor attraction installation solutions
8-9	Signage projection solutions
10-13	Corporate and higher education display solutions
14-15	Connectivity
16	Transform small spaces
17	Implement eye-catching projections
18-22	Product specifications
23	Optional lens specifications

Not all features mentioned apply to all products

Find a projector that will deliver quality and creativity in any setting

Exceptional quality

We research, develop and manufacture every Epson projector to offer you superb image quality, ease of operation and total reliability. Our solutions combine high brightness, improved texture and exceptional sharpness to produce powerful, vivid images that can cut through high levels of ambient light, even in large spaces.

Cutting-edge technology

Our projectors add flexibility, quality and creativity in almost every setting. Versatile set-up and connectivity, including 360 degree installation, easy networking and simple set-up tools, make great projection simple. Furthermore, 3LCD technology produces images up to three times brighter than conventional 1-chip DLP projectors².

Ultra-lightweight and compact

The EB-PU2200 Series includes the EB-PU2220 (body only projector) which is the world's smallest and lightest 20,000lm, 3LCD laser projector⁴. The range offers easier installation and set-up, simplified maintenance, great image quality and genuine eco-advantages.

A wide range of lenses

Choose from extensive lens options with the power and flexibility to enhance any subject. They include motorised adjustment, memory function and the ultra-short-throw, zero offset lenses that project a 200-inch image from just 1.5 metres.

For super-high brightness requirements, the ELPLX02S zero offset ultra-short-throw lens for the EB-PU2200 Series is 4K-compatible and projects images up to 1,000 inches. It is ideal for projectors located in discrete or hidden locations. Mounted on the ceiling or floor, the ELPLX02S minimises visual noise to keep the mystery of how images are created.

Exceeding audience demands

Meet high audience expectations and expand your creativity at big events and attractions with projection mapping in landscape and portrait onto floors, ceilings, corners and curved surfaces.

Building relationships

We work closely with our customers and partners to incorporate your feedback and tailor our products to meet changing market needs. Our collaborative approach results in unique innovations, like inorganic LCD panels and phosphor wheel for superior light output, improved heat resistance and longer product life.

Comprehensive support

As well as building robust products that last, we offer a range of service and support options for our projectors that free you to concentrate on being creative for your customers and audiences. From pre-sales advice to ongoing assistance and access to our experts, our standard and CoverPlus warranties give you extensive ongoing backup that works whenever you need it.

Hassle-free maintenance

Epson installation projectors are built with long-lasting light sources, offering up to 20,000 hours of maintenance-free performance, and even longer in extended modes.

Easy multi-projector set-up

Manage the set-up of multiple networked projectors in single, large spaces with our free Epson Projector Professional Tool. Its intuitive software automatically displays all networked projectors, both wired and wireless, and makes adjustments without the need to use a remote control device.

Captivate audiences with amazing visuals

Engage your audience in an immersive experience that captures the texture, sharpness, clarity and detail of stunning visual effects.

Our versatile, high-performance installation Pro AV projectors, meet the demands of audiences in auditoriums, theatres, concerts, large-scale corporate events and outdoor venues.

Led by the EB-PU2010B, EB-PU2220B and EB-L30000U, they are designed for exceptional reliability and flexibility.



Project brighter, sharper images from every angle



EB-PU2010B



EB-PU2220B



EB-PU2010B

Enhanced clarity and detail

When you look for awe-inspiring visual experiences, you can draw on our meticulous research and development that has achieved many world firsts in laser technology. Benefit from outstanding brightness and ensure pin-sharp, high-definition images for large-scale presentations and events with our innovative 4K enhancement technologies.

360 degrees for a more complete view

Project images from any angle onto any surface without losing image quality. Switch easily to portrait projection or use our edge-blending technology to project seamless panoramic, multi-screen images from ceiling or wall-mounted projectors.

Minimise visual noise

Keep the mystery of how you create super-high brightness images with the zero offset ultra-short-throw ELPLX Series lenses. They can be easily disguised on ceilings or floors, so only the lens is visible.

Durability

Extend your creativity for longer with three layers of protection providing excellent durability and dust-resistance, while the liquid cooling system protects the light source. (IP5X certified⁶ for EB-PU2200 Series)

Deliver incredible experiences your audience will never forget

Stunning visual exhibits make memorable experiences that will keep customers coming back for more in a range of venues, including galleries, museums, theme parks and many other visitor attractions.

Our most advanced projectors combine 3LCD and 4K enhancement technology with vibrant colour and ultra-high contrast ratio to produce brilliant, true-to-life content reproduction.



High brightness with advanced flexibility

The highly versatile EB-PU1000 Series laser projectors provide a brightness range from 6,000 to 10,000 lumens and feature 4K enhancement technology. Add the perfect lens based on your installation requirements and even an Epson external camera for advanced functionality. Play content cable-free using the built-in media player with network content upload.

Achieve reliable performance

Achieve reliable performance with our compact, yet powerful 10,000-lumen WUXGA 3LCD EB-PU2010 laser projector. This 4K-enhanced projector offers outstanding image sharpness and long-lasting, low maintenance performance.



Surprise and impress with the unexpected

Make a bigger impact

Delight audiences by projecting images in surprising places with a choice of installation options. Perform edge blending and stacking with ease, using geometry correction for stacking and tile assistance features.

Transform any surface

Whatever surface type or shape, you can produce awe-inspiringly perfect images by projection mapping 3D objects and spaces, giving you almost limitless opportunities for amazing creativity in immersive environments.

Deliver consistent images

Keep images consistent and minimise maintenance with the innovative built-in and optional cameras in our laser projectors. They detect images that become uneven or discoloured over time and recalibrate the image to compensate ensuring impactful displays are achieved reliably.



EB-PU2010B

Turn heads with more impactful visuals


Stunning visual projections leave lasting impressions and change perceptions. Choose a projector that shows your business in a better light, with flexible mounting options to fit seamlessly into any environment.

Impress with unusual shapes and sizes

Our innovative LightScene EV-110 Series digital signage solution combines stunning illumination with HD projection. Ideal for retail, hospitality and entertainment environments, where you can create eye-catching imagery in unusual shapes and sizes for fabulous visual experiences that are a world away from the restrictions of a flat panel.

Enhance customer experiences

Stand out from the crowd by creating innovative, experiential point-of-sale displays and environments. Our compact EB-L250 Series is a bright and highly flexible projector for larger-scale displays. Enhance customer experiences with the right ambience in hospitality settings, using borderless displays, lighting and filter effects, 3D object mapping and blended displays.



EV-110



EB-L250F



EB-U50

Transform the way people see you

Project onto any surface

Project content onto walls, products or even glass film and advertise discretely on any surface. Create even bigger displays by blending multiple projectors together seamlessly. The ultra-short-throw EB-750 Series and EB-800 Series are an alternative to a flat screen, so they are ideal for informative signage in narrow spaces, such as shop windows and corridors.

Personalise your business

Make your space more inviting to boost customer experience, improve your reputation and enhance your earnings. Unlike traditional signage, our projectors can personalise the experience for each visitor. Projection imagery can be updated frequently and easily to reflect promotional and seasonal messaging.

Add more vivid colours

Bring your ideas to life with our powerful, reliable, fit-and-forget signage range projectors with 3LCD imaging for more vivid colour. Experience colour reproduction up to three times brighter² and a colour gamut up to three times wider³ than equivalent 1-chip DLP projectors.



EB-750F



EB-800F



EB-L630SU

Take your communication to the next level

Add creativity and inspiration to corporate meetings and modern learning environments.

Engage students with brighter presentations

Use our higher education display solutions to deliver more memorable content. Our new EB-PU1000 Series laser projectors are designed for high brightness requirements with a range from 6,000 lumens to 10,000 lumens. Optional lenses with motorised optics provide installation flexibility, perfect when replacing and upgrading existing display solutions.

Captivate corporate audiences with large-screen displays

Upgrade to the latest laser display technology with our range of affordable projectors for large teaching and meeting spaces, with up to 7,000 lumen brightness and Full HD WUXGA resolution delivered by the EB-L700 Series. Achieve high-quality, large screen presentations with the flexibility to project from a range of different sources, including wirelessly using built-in screen mirroring technology and our new ELPWP10 wireless presentation system. Replace legacy display solutions with ease thanks to wide manual lens shift and 4K input support.



EB-L730U



EB-PU1007W

Deliver more compelling presentations

Perfect views for audiences

Give students and delegates the perfect view with Epson's world leading projector line-up, with a display solution to suit all settings. Use the compact and versatile EB-L700 Series for a range of environments from classrooms to conference rooms with advanced screen mirroring connectivity.

Modernise your facilities

Modernise meeting rooms and lecture theatres with a wide choice of projectors featuring the latest AV features and connectivity options. Make the most of your space with the option to ceiling-mount and install EB-PU1000 Series or EB-L700 Series projectors wherever you want without compromising performance.

Produce vivid, engaging images

Produce vivid, engaging images even in brightly lit lecture theatres and meeting venues with our high-resolution 3LCD technology that produces pin-sharp definition and equally high White and Colour Light Output for bright images.



Be more creative with the world's leading projector technology

Epson is the world's foremost projector manufacturer and we are committed to maintaining that position. We have 70% of our 1,100-strong Research and Development team dedicated solely to discovering exciting possibilities in projector technology. We never stop working on ways to give you the latest in quality, reliability and flexibility.

Innovations that improve your world

3LCD produces bolder, brighter colour

Make your projections the brightest they can be. Building on the success of the world's first 15,000-lumen 3LCD laser projector, the EB-L30000U takes brightness to 30,000 lumens.


Deliver vibrant, realistic images and optimise white balance and colour matching with images that are consistent and three times brighter than 1-chip DLP projectors², with no rainbow effect.

Install and maintain with fit-and-forget certainty in the toughest environments – we built them to excel in challenging conditions, even where it is dusty or smoky.

4K enhancement technology

Show your audience the future of projecting with 4K enhancement technology that allows you to watch 4K content or digitally upscale Full HD 1080p content.

Always deliver pin-sharp, high-definition images even in large or outside venues to create fabulous and memorable immersive experiences that will make your customers want to return.



Project better, brighter images faster

Quickly and easily create perfectly aligned images with the Epson Projector Professional Tool. Our free, downloadable software utility improves the speed of set-up for multi-projector installations. It also gives you access to more advanced techniques straight out of the box.

Easy set-up

Reduce set up times significantly with easy control of basic projector functions, such as turning the power on and off or displaying a test image. Adjust projector lens focus or position remotely and you'll be captivating your audience in no time.

Easy to use

Access the full potential of the Epson Projector Professional Tool using its straightforward and logical graphical interface. You'll quickly be able to drag and drop individual projectors and change image layouts.

Create and manage experiential content

Create your own experiential and signage content for a wide range of environments with the Epson Creative Projection app. Manage custom content and play it directly from an SD card or USB dongle using Epson Projector Content Manager software.

Versatile projection options

Add impact with creative projections that would previously have needed extensive training. Use edge-blending to make a single seamless image from multiple projectors and implement basic projection mapping for truly innovative visuals. Resolve image distortion easily with the geometric correction features to achieve perfect projection onto curved or right-angled surfaces.

Complete colour control


Blend seamlessly with colour and brightness matching using the projector's built-in or optional camera. Adjust the geometry, colour and black levels in real-time. You can even reduce colour tone differences between images with the colour uniformity feature.



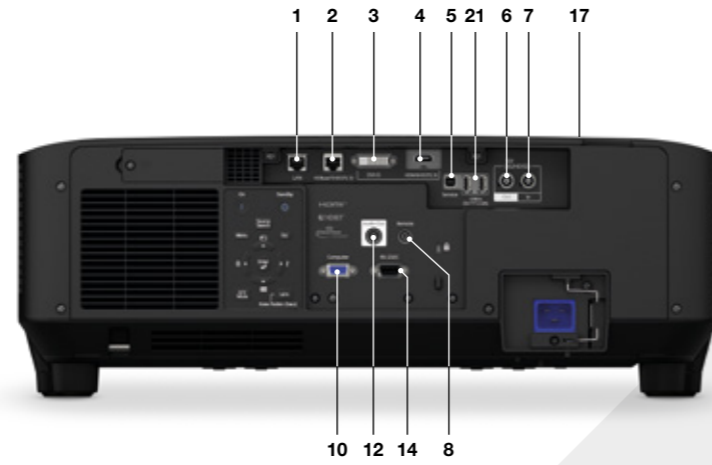
Connectivity

- 1 LAN port (RJ45: 100Base-TX)
- 2 HDBaseT port
- 3 DVI-D
- 4 HDMI input port
- 5 Service port
- 6 Monitor out SDI
- 7 3G-SDI
- 8 Remote port (stereo mini)
- 9 Audio in
- 10 Computer input port (Mini D-Sub15-pin)
- 11 Monitor out port (Mini D-Sub15-pin)
- 12 Audio out
- 13 BNC input port (5BNC)
- 14 RS-232C port (Mini D-Sub 9-pin)
- 15 USB for optional wireless
- 16 Composite
- 17 Near Field Communication (NFC)
- 18 USB for PC-free connectivity
- 19 USB for USB display, service and OSD copy
- 20 SD card playback
- 21 DC Power Out
- 22 USB Type-A
- 23 HDMI out


EB-L30000U Series



EB-PU2200 Series



EB-PU2100 Series




EB-PU2010




Model shown is the EB-PU2010W

EB-PU1000 Series



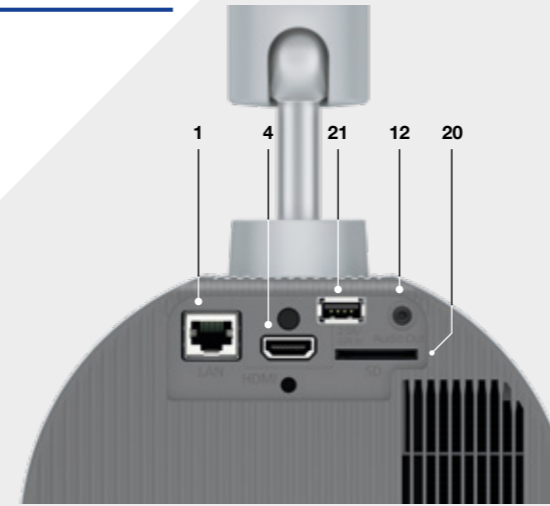
Model shown is the EB-PU1008W

EB-L700 Series




Model shown is the EB-L730U

EV-110 Series



Model shown is the EV-110

EB-L250 Series



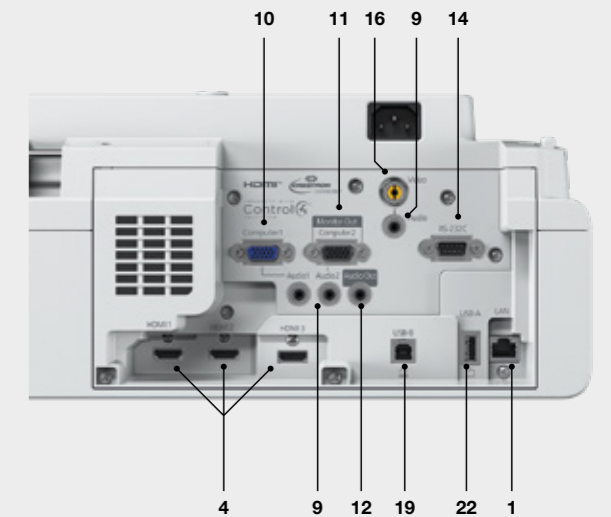
Model shown is the EB-L250F

EB-800 Series



Model shown is the EB-800F

EB-750 Series



Model shown is the EB-750F



Make bigger impressions in smaller spaces

When space is limited, you can project supersized images using the ELPLX02S ultra-short-throw lens, available in black or white.

The ELPLX02S is ideal for narrow spaces and rear-projection applications. Its wide lens shift range provides outstanding flexibility to transform even the most compact spaces.

Large-size images

Use the ultra-short-throw lens to deliver stunning images from very short distances. The ELPLX02S supports screen sizes from 100 inches to 1,000 inches.

Flexible positioning

Install the ELPLX02S where ceilings are low, and spaces are small with the wide lens shift range and zero vertical offset.

Compatibility

Choose from a range of Epson interchangeable lens projectors, from 6,000 up to 30,000 lumens.

Dynamic displays

Use either front or rear projection, including mounting from floor surfaces, to transform window displays and create memorable immersive experiences.



ELPLX02S

Bring large venues to life with stunning visuals

Dazzling visuals that transform larger venues

Our latest range of 4K enhancement, 3LCD laser installation projectors bring large venues to life with vivid, colourful and bright visuals, with brightnesses ranging from 13,000 to 20,000 lumens. The EB-PU2200 Series projectors are ideal when you need large format, detailed and powerful images.

Memorable presentations


With high-quality laser projection, 360 degree installation and advanced geometry correction, the latest additions to our projector range open up new opportunities to bring memorable visual experiences to a wide range of environments, suitable for meeting and lecture rooms, visitor attractions, museums, galleries and digital signage.





Simple projector set-up and management





Reduce multi-projector set-up time with Near Field Communication (NFC), which also enables easier maintenance and error inspection using the free Epson Projector Config Tool app. Minimise the cost and complexity of more advanced installations using features such as SDI input and output to 'daisy chain' multiple projectors, PC-free geometry correction for simple stacking, and free Epson Projector Professional Tool (EPPT) software for tiling and advanced projector control.





Flexible installation





Our modular projector design allows you to tailor the projection solution to the installation environment by choosing from a wide range of brightnesses, lens options and even the optional ELPEC01 camera unit. The EB-PU2200 Series is ultra-compact and lightweight for easy installation and transportation.



Model	EB-L530U	EB-L630U	EB-L630SU / EB-L635SU	EB-L730U / EB-L735U
				
Resolution	WUXGA (1920 x 1200)	WUXGA (1920 x 1200)	WUXGA (1920 x 1200)	WUXGA (1920 x 1200)
Native aspect	16:10	16:10	16:10	16:10
Colour Light Output (lumens) normal / eco	5,200 / 3,640	6,200 / 4,340	6,000 / 4,200	7,000 / 4,900
Contrast ratio	2,500,000:1	2,500,000:1	2,500,000:1	2,500,000:1
Light source	Laser	Laser	Laser	Laser
Light source life (hours) normal / eco	20,000 / 30,000	20,000 / 30,000	20,000 / 30,000	20,000 / 30,000
Throw ratio in native aspect	1.35 - 2.20:1	1.35 - 2.20:1	0.8:1	1.35 - 2.20:1
Scalable image size (diagonal)	50 - 500"	50 - 500"	50 - 200"	50 - 500"
Zoom	Optical x1.6	Optical x1.6	Digital x1.35	Optical x1.6
Vertical keystone	Manual ±30°	Manual ±30°	Manual ±30°	Manual ±30°
Horizontal keystone	Manual ±30°	Manual ±30°	Manual ±30°	Manual ±30°
Lens shift	± 50% Vertical ± 20% Horizontal	± 50% Vertical ± 20% Horizontal	± 50% Vertical ± 20% Horizontal	± 50% Vertical ± 20% Horizontal
Speaker output	10W	10W	10W	10W
Connectivity	HDMI in x2, HDMI out, HDBaseT, VGA in x2, VGA out, RS-232C, USB Type A x2, USB Type B, Screen Mirroring (Miracast)	HDMI in x2, HDMI out, HDBaseT, VGA in x2, VGA out, RS-232C, USB Type A x2, USB Type B, Screen Mirroring (Miracast)	HDMI in x2, HDMI out, HDBaseT, VGA in x2, VGA out, RS-232C, USB Type A x2, USB Type B, Screen Mirroring (Miracast)	HDMI in x2, HDMI out, HDBaseT, VGA in x2, VGA out, RS-232C, USB Type A x2, USB Type B, Screen Mirroring (Miracast)
Audio connectivity	Stereo mini in x2, Stereo mini out	Stereo mini in x2, Stereo mini out	Stereo mini in x2, Stereo mini out	Stereo mini in x2, Stereo mini out
Networking	LAN (RJ45), built-in wireless and optional wireless LAN unit	LAN (RJ45), built-in wireless and optional wireless LAN unit	LAN (RJ45), built-in wireless and optional wireless LAN unit	LAN (RJ45), built-in wireless and optional wireless LAN unit
Epson software solutions	Epson iProjection (Windows/Mac), Epson iProjection App for iOS, Android and Chromebook, Epson Projector Professional Tool, Epson Projector Management, Epson Projector Content Manager, Epson Creative Projection	Epson iProjection (Windows/Mac), Epson iProjection App for iOS, Android and Chromebook, Epson Projector Professional Tool, Epson Projector Management, Epson Projector Content Manager, Epson Creative Projection	Epson iProjection (Windows/Mac), Epson iProjection App for iOS, Android and Chromebook, Epson Projector Professional Tool, Epson Projector Management, Epson Projector Content Manager, Epson Creative Projection	Epson iProjection (Windows/Mac), Epson iProjection App for iOS, Android and Chromebook, Epson Projector Professional Tool, Epson Projector Management, Epson Projector Content Manager, Epson Creative Projection
Other features	A/V mute, USB content playback for source-free signage, Edge blending, Daisy chain multi-projection, Point and Arc correction, Schedule function, Split screen, Auto source search, Copy OSD settings, Padlock, Security cable hole, Kensington lock, 360° installation, Cable cover included	A/V mute, USB content playback for source-free signage, Edge blending, Daisy chain multi-projection, Point and Arc correction, Schedule function, Split screen, Auto source search, Copy OSD settings, Padlock, Security cable hole, Kensington lock, 360° installation, Cable cover included	A/V mute, USB content playback for source-free signage, Edge blending, Daisy chain multi-projection, Point and Arc correction, Schedule function, Split screen, Auto source search, Copy OSD settings, Padlock, Security cable hole, Kensington lock, 360° installation, Cable cover included	A/V mute, USB content playback for source-free signage, Edge blending, Daisy chain multi-projection, Point and Arc correction, Schedule function, Split screen, Auto source search, Copy OSD settings, Padlock, Security cable hole, Kensington lock, 360° installation, Cable cover included
Noise (dB) normal / eco	31 / 23	38 / 27	38 / 27	38 / 27
Weight (kg)	8.2	8.4	8.4	8.4
Dimensions exc. feet (W x D x H mm)	440 x 339 x 136	440 x 339 x 136	440 x 334 x 136	440 x 339 x 136
Power consumption normal / eco	293W / 223W	345W / 258W	345W / 258W	345W / 258W
Power consumption standby, comm. off	0.3W	0.3W	0.3W	0.3W
TCO Certified for Sustainability	Yes	Yes	No	Yes

Model	EB-PU1006W	EB-PU1007W/B	EB-PU1008W/B	EB-PU2010W/B
				
Resolution	WUXGA (1920 x 1200)	WUXGA (1920 x 1200)	WUXGA (1920 x 1200)	WUXGA (1920 x 1200)
Native aspect	16:10	16:10	16:10	16:10
Colour Light Output (lumens) normal / eco	6,000 / 4,200	7,000 / 4,900	8,500 / 5,950	10,000 / 7,000
Contrast ratio	2,500,000:1	2,500,000:1	2,500,000:1	2,500,000:1
Light source	Laser	Laser	Laser	Laser
Light source life (hours) normal / eco	20,000 / 30,000	20,000 / 30,000	20,000 / 30,000	20,000 / 30,000
Throw ratio in native aspect	1.44 - 2.32:1	1.44 - 2.32:1	1.44 - 2.32:1	1.57 - 2.56:1
Scalable image size (diagonal)	50 - 1,000"	50 - 1,000"	50 - 1,000"	60 - 1,000"
Zoom	Optical x1.6	Optical x1.6	Optical x1.6	Optical x1.6
Vertical keystone	Manual ±45°	Manual ±45°	Manual ±45°	Manual ±45°
Horizontal keystone	Manual ±30°	Manual ±30°	Manual ±30°	Manual ±30°
Lens shift	± 67% Vertical ± 30% Horizontal	± 67% Vertical ± 30% Horizontal	± 67% Vertical ± 30% Horizontal	± 60% Vertical ± 18% Horizontal
Speaker output	N/A	N/A	N/A	N/A
Connectivity	HDMI in (HDCP 2.3), DVI in, HDBaseT, VGA in, RS-232C, USB Type A, USB Type B (Service only), Remote, NFC	HDMI in (HDCP 2.3), DVI in, HDBaseT, VGA in, RS-232C, USB Type A, USB Type B (Service only), Remote, NFC	HDMI in (HDCP 2.3), DVI in, HDBaseT, VGA in, RS-232C, USB Type A, USB Type B (Service only), Remote, NFC	HDMI in (HDCP 2.3), DVI in, HDBaseT, SDI in, SDI out, VGA in, RS-232C, USB Type A, USB Type B (Service only), Remote, NFC
Audio connectivity	Stereo mini out	Stereo mini out	Stereo mini out	Stereo mini out
Networking	LAN (RJ45) and optional wireless LAN unit	LAN (RJ45) and optional wireless LAN unit	LAN (RJ45) and optional wireless LAN unit	LAN (RJ45) and optional wireless LAN unit
Epson software solutions	Epson iProjection (Windows/Mac), Epson iProjection App for iOS, Android and Chromebook, Epson Projector Professional Tool, Epson Projector Management, Epson Projector Content Manager, Epson Creative Projection, Epson Projector Config Tool	Epson iProjection (Windows/Mac), Epson iProjection App for iOS, Android and Chromebook, Epson Projector Professional Tool, Epson Projector Management, Epson Projector Content Manager, Epson Creative Projection, Epson Projector Config Tool	Epson iProjection (Windows/Mac), Epson iProjection App for iOS, Android and Chromebook, Epson Projector Professional Tool, Epson Projector Management, Epson Projector Content Manager, Epson Creative Projection, Epson Projector Config Tool	Epson iProjection (Windows/Mac), Epson iProjection App for iOS, Android and Chromebook, Epson Projector Professional Tool, Epson Projector Management, Epson Projector Content Manager, Epson Creative Projection, Epson Projector Config Tool
Other features	4K enhancement, HDR support, Powered zoom, Focus and lens shift, Lens memory, Interchangeable lens options including zero offset UST lens, Optional camera, Portrait projection, A/V mute, USB content playback for source-free signage, Edge blending, Point correction, Curved surface and corner wall correction, 360° installation, Cable cover included	4K enhancement, HDR support, Powered zoom, Focus and lens shift, Lens memory, Interchangeable lens options including zero offset UST lens, Optional camera, Portrait projection, A/V mute, USB content playback for source-free signage, Edge blending, Point correction, Curved surface and corner wall correction, 360° installation, Cable cover included	4K enhancement, HDR support, Powered zoom, Focus and lens shift, Lens memory, Interchangeable lens options including zero offset UST lens, Optional camera, Portrait projection, A/V mute, USB content playback for source-free signage, Edge blending, Point correction, Curved surface and corner wall correction, 360° installation, Cable cover included	4K enhancement, HDR support, Powered zoom, Focus and lens shift, Lens memory, Interchangeable lens options including zero offset UST lens, Optional camera, Daisy chain multi-projection, Portrait projection, A/V mute, USB content playback for source-free signage, Edge blending, Point correction, Curved surface and corner wall correction, 360° installation, Cable cover included
Noise (dB) normal / eco	30 / 28	33 / 29	35 / 30	37 / 30
Weight (kg)	15.4	16.3	16.3	16.8
Dimensions exc. feet (W x D x H mm)	545 x 436 x 164	545 x 436 x 164	545 x 436 x 164	545 x 436 x 164
Power consumption normal / eco	367W / 310W	431W / 366W	535W / 452W	535W / 452W
Power consumption standby, comm. off	0.5W	0.5W	0.5W	0.5W
TCO Certified for Sustainability	No	No	No	No

Model	EB-PU2113W	EB-PU2213B	EB-PU2116W	EB-PU2216B
				
Resolution	WUXGA (1920 x 1200)	WUXGA (1920 x 1200)	WUXGA (1920 x 1200)	WUXGA (1920 x 1200)
Native aspect	16:10	16:10	16:10	16:10
Colour Light Output (lumens) normal / eco	13,000 / 9,100	13,000 / 9,100	16,000 / 11,200	16,000 / 11,200
Contrast ratio	2,500,000:1	2,500,000:1	2,500,000:1	2,500,000:1
Light source	Laser	Laser	Laser	Laser
Light source life (hours) normal / eco	20,000 / 30,000	20,000 / 30,000	20,000 / 30,000	20,000 / 30,000
Throw ratio in native aspect	1.57 - 2.56:1	1.57 - 2.56:1	1.57 - 2.56:1	1.57 - 2.56:1
Scalable image size (diagonal)	60" - 1,000"	60" - 1,000"	60" - 1,000"	60" - 1,000"
Zoom	Optical 1.6x	Optical 1.6x	Optical 1.6x	Optical 1.6x
Vertical keystone	Manual ±45°	Manual ±45°	Manual ±45°	Manual ±45°
Horizontal keystone	Manual ±30°	Manual ±30°	Manual ±30°	Manual ±30°
Lens shift	± 60% Vertical ± 18% Horizontal	± 60% Vertical ± 18% Horizontal	± 60% Vertical ± 18% Horizontal	± 60% Vertical ± 18% Horizontal
Speaker output	N/A	N/A	N/A	N/A
Connectivity	HDMI in (HDCP 2.3), DVI in, HDBaseT, VGA in, RS-232C, USB Type A x2, USB Type B (Service only), Remote, NFC	HDMI in (HDCP 2.3), DVI in, HDBaseT, SDI in, SDI out, VGA in, RS-232C, USB Type A x2, USB Type B (Service only), Remote, NFC	HDMI in (HDCP 2.3), DVI in, HDBaseT, VGA in, RS-232C, USB Type A x2, USB Type B (Service only), Remote, NFC	HDMI in (HDCP 2.3), DVI in, HDBaseT, SDI in, SDI out, VGA in, RS-232C, USB Type A x2, USB Type B (Service only), Remote, NFC
Audio connectivity	Stereo mini out	Stereo mini out	Stereo mini out	Stereo mini out
Networking	LAN (RJ45) and optional wireless LAN unit	LAN (RJ45) and optional wireless LAN unit	LAN (RJ45) and optional wireless LAN unit	LAN (RJ45) and optional wireless LAN unit
Epson software solutions	Epson iProjection (Windows/Mac), Epson iProjection App for iOS, Android and Chromebook, Epson Projector Professional Tool, Epson Projector Management, Epson Projector Content Manager, Epson Creative Projection, Epson Projector Config Tool	Epson iProjection (Windows/Mac), Epson iProjection App for iOS, Android and Chromebook, Epson Projector Professional Tool, Epson Projector Management, Epson Projector Content Manager, Epson Creative Projection, Epson Projector Config Tool	Epson iProjection (Windows/Mac), Epson iProjection App for iOS, Android and Chromebook, Epson Projector Professional Tool, Epson Projector Management, Epson Projector Content Manager, Epson Creative Projection, Epson Projector Config Tool	Epson iProjection (Windows/Mac), Epson iProjection App for iOS, Android and Chromebook, Epson Projector Professional Tool, Epson Projector Management, Epson Projector Content Manager, Epson Creative Projection, Epson Projector Config Tool
Other features	4K enhancement, HDR support, Powered zoom, Focus and lens shift, Lens memory, Interchangeable lens options including zero offset UST lens, Optional camera, Portrait projection, A/V mute, USB content playback for source-free signage, Edge blending, Point correction, Curved surface and corner wall correction, 360° installation, IP5X certified ⁵	4K enhancement, HDR support, Powered zoom, Focus and lens shift, Lens memory, Interchangeable lens options including zero offset UST lens, Optional camera, Daisy chain multi-projection, Portrait projection, A/V mute, USB content playback for source-free signage, Mechanical shutter, Edge blending, Point correction, Curved surface and corner wall correction, 360° installation, IP5X certified ⁵	4K enhancement, HDR support, Powered zoom, Focus and lens shift, Lens memory, Interchangeable lens options including zero offset UST lens, Optional camera, Portrait projection, A/V mute, USB content playback for source-free signage, Edge blending, Point correction, Curved surface and corner wall correction, 360° installation, IP5X certified ⁵	4K enhancement, HDR support, Powered zoom, Focus and lens shift, Lens memory, Interchangeable lens options including zero offset UST lens, Optional camera, Daisy chain multi-projection, Portrait projection, A/V mute, USB content playback for source-free signage, Mechanical shutter, Edge blending, Point correction, Curved surface and corner wall correction, 360° installation, IP5X certified ⁵
Noise (dB) normal / eco	35 / 30	35 / 30	38 / 35	38 / 35
Weight (kg)	24.1	24.2	24.5	24.6
Dimensions exc. feet (W x D x H mm)	586 x 492 x 185	586 x 492 x 185	586 x 492 x 185	586 x 492 x 185
Power consumption normal / eco	864 / 633	864 / 633	1083 / 773	1083 / 773
Power consumption standby, comm. off	0.5W	0.5W	0.5W	0.5W
TCO Certified for Sustainability	No	No	No	No

Model	EB-PU2120W	EB-PU2220B	EB-L30000U	EB-U50
				
Resolution	WUXGA (1920 x 1200)	WUXGA (1920 x 1200)	WUXGA (1920 x 1200)	WUXGA (1920 x 1200)
Native aspect	16:10	16:10	16:10	16:10
Colour Light Output (lumens) normal / eco	20,000 / 14,000	20,000 / 14,000	30,000 / 21,000	3,700 / 2,400
Contrast ratio	2,500,000:1	2,500,000:1	2,500,000:1	16,000:1
Light source	Laser	Laser	Laser	Lamp
Light source life (hours) normal / eco	20,000 / 30,000	20,000 / 30,000	20,000 / 30,000	10,000 / 17,000
Throw ratio in native aspect	1.57 - 2.56:1	1.57 - 2.56:1	1.74 - 2.35:1	1.38 - 1.68:1
Scalable image size (diagonal)	60" - 1,000"	60" - 1,000"	100 - 1,000"	30 / 300"
Zoom	Optical 1.6x	Optical 1.6x	Optical x1.4	Optical x1.2
Vertical keystone	"Manual ±45°	"Manual ±45°	Manual ±45°	Automatic ±30°
Horizontal keystone	Manual ±30°"	Manual ±30°"	Manual ±30°	Manual ±30°
Lens shift	± 60% Vertical ± 18% Horizontal	± 60% Vertical ± 18% Horizontal	± 65% Vertical ± 30% Horizontal	N/A
Speaker output	N/A	N/A	N/A	5W
Connectivity	HDMI in (HDCP 2.3), DVI in, HDBaseT, VGA in, RS-232C, USB Type A x2, USB Type B (Service only), Remote, NFC	HDMI in (HDCP 2.3), DVI in, HDBaseT, SDI in, SDI out, VGA in, RS-232C, USB Type A x2, USB Type B (Service only), Remote, NFC	VGA in, VGA out, DVI in, BNC in, HDBaseT, HD-SDI, HDMI (HDCP 2.2)	VGA in, VGA out, HDMI x 2, USB Type A (for 1,200mA power supply), USB Type B (for firmware updates), RS-232C
Audio connectivity	Stereo mini out	Stereo mini out	N/A	Stereo mini in x2, Stereo mini out
Networking	LAN (RJ45) and optional wireless LAN unit	LAN (RJ45) and optional wireless LAN unit	LAN (RJ45) and optional wireless LAN unit	LAN (RJ45) and wireless LAN
Epson software solutions	Epson iProjection (Windows/Mac), Epson iProjection App for iOS, Android and Chromebook, Epson Projector Professional Tool, Epson Projector Management, Epson Projector Content Manager, Epson Creative Projection, Epson Projector Config Tool	Epson iProjection (Windows/Mac), Epson iProjection App for iOS, Android and Chromebook, Epson Projector Professional Tool, Epson Projector Management, Epson Projector Content Manager, Epson Creative Projection, Epson Projector Config Tool	Epson Projector Management, Epson iProjection (Windows/Mac), Epson iProjection App for iOS and Android, Epson Projector Professional Tool	Epson iProjection (Windows/Mac), Epson iProjection App for iOS and Android, Epson Projector Management, Epson Projector Content Manager, Epson Creative Projection
Other features	4K enhancement, HDR support, Powered zoom, Focus and lens shift, Lens memory, Interchangeable lens options including zero offset UST lens, Optional camera, Portrait projection, A/V mute, USB content playback for source-free signage, Edge blending, Point correction, Curved surface and corner wall correction, 360° installation, IP5X certified ⁵	4K enhancement, HDR support, Powered zoom, Focus and lens shift, Lens memory, Interchangeable lens options including zero offset UST lens, Optional camera, Daisy chain multi-projection, Portrait projection, A/V mute, USB content playback for source-free signage, Mechanical shutter, Edge blending, Point correction, Curved surface and corner wall correction, 360° installation, IP5X certified ⁵	Fully sealed optical system, Interchangeable lens options, Powered zoom, focus and lens shift, Lens Memory, Integrated camera for colour calibration, 4K enhancement, 360° installation, Edge blending, Portrait projection, Epson Projector Professional Tool	Home screen, schedule function, auto source search, A/V mute, USB content playback for source-free signage, Optional lighting track mount and ceiling mount/ floor stand
Noise (dB) normal / eco	45 / 38	45 / 38	49 / 41	37 / 28
Weight (kg)	24.8	24.9	63.8	3.1
Dimensions exc. feet (W x D x H mm)	586 x 492 x 185	586 x 492 x 185	790 x 710 x 299	364 x 248 x 95
Power consumption normal / eco	1301 / 899	1301 / 899	2,325W / 1,511W	285W / 218W
Power consumption standby, comm. off	0.5W	0.5W	0.5W	0.3W
TCO Certified for Sustainability	No	No	No	No

Model	EV-110 / EV-115	EB-L250F / EB-L255F	EB-750F / EB-755F	EB-800F / EB-805F
Resolution	WXGA (1280 x 800)	Full HD (1920 x 1080)	Full HD (1920 x 1080)	Full HD (1366 x 768 x 2)
Native aspect	16:10	16:9	16:9	16:9
Colour Light Output (lumens) normal / eco	2,200 / 1,100	4,500 / 3,150	3,600 / 2,500	5,000 / 3,500
Contrast ratio	2,500,000:1	2,500,000:1	2,500,000:1	2,500,000:1
Light source	Laser	Laser	Laser	Laser
Light source life (hours) normal / eco	20,000 / 30,000	20,000 / 30,000	20,000 / 30,000	20,000 / 30,000
Throw ratio in native aspect	1.38 - 2.19:1	1.33 - 2.16:1	0.26 - 0.36:1	0.27 - 0.37:1
Scalable image size (diagonal)	30 - 150"	40 - 500"	65 - 120" in 16:9 aspect 60 - 110" in 16:6 aspect	65 - 130" in 16:9 aspect 61 - 120" in 16:6 aspect
Zoom	Optical x1.6	Optical x1.62	Digital x1.35	Digital x1.35
Vertical keystone	Manual ±45°	Manual ±30°	Manual ±3°	Manual ±3°
Horizontal keystone	Manual ±40°	Manual ±30°	Manual ±3°	Manual ±3°
Lens shift	N/A	N/A	N/A	N/A
Speaker output	N/A	16W	16W	2x 8W
Connectivity	SD card, HDMI in, USB Type A (for GPI function or 5V/2A power supply), USB Type B (for firmware updates)	VGA in x2, VGA out, HDMI in x2, Composite in, RS-232C, USB Type A, USB Type B, Screen Mirroring (Miracast)	VGA in x2, VGA out, HDMI in x3, Composite in, RS-232C, USB Type A x2, USB Type B, Screen Mirroring (Miracast)	VGA in x2, VGA out, HDMI in x3, HDMI out, Composite in, HDBaseT, RS-232, USB Type A x2, USB Type B
Audio connectivity	Stereo mini out, Bluetooth	Stereo mini in x2, Stereo mini out	Stereo mini in x3, Stereo mini out	Stereo mini in x2, Stereo mini out
Networking	LAN (RJ45) and wireless LAN	LAN (RJ45), built-in wireless and optional wireless LAN unit	LAN (RJ45) and wireless LAN	LAN (RJ45) and optional wireless LAN unit
Epson software solutions	Epson iProjection (Windows/Mac), Epson iProjection App for iOS and Android, Epson Projector Management, Epson Projector Content Manager, Epson Creative Projection	Epson iProjection (Windows/Mac), Epson iProjection App for iOS, Android and Chromebook, Epson Projector Management, Epson Projector Content Manager, Epson Creative Projection	Epson iProjection (Windows/Mac), Epson iProjection App for iOS, Android and Chromebook, Epson Projector Management, Epson Projector Content Manager, Epson Creative Projection	Epson iProjection (Windows/Mac), Epson iProjection App for iOS, Android and Chromebook, Epson Projector Management, Epson Projector Content Manager, Epson Creative Projection
Other features	Constant brightness mode, Home screen, Schedule function, Auto source search, A/V mute, SD card playback for source free signage, Optional lighting track mount and floor stand, Edge blending, 360° installation, Built-in media player, GPI function	A/V mute, USB content playback for source-free signage, Edge blending, Point and Arc correction, Schedule function, Auto source search, Copy OSD settings, Padlock, Security cable hole, Kensington lock, 360° installation, Optional lighting track mount and ceiling/floor stand	Constant brightness, 16:6 display, A/V mute, USB content playback for source-free signage, Edge blending, Point and Arc correction, Schedule function, Auto source search, Copy OSD settings, DICOM colour mode, 360° installation, Optional wall mount	Constant brightness, 16:6 display, Multi-projection via daisy chain, A/V mute, USB content playback for source-free signage, Edge blending, Point and Arc correction, Schedule function, Auto source search, Copy OSD settings, DICOM colour mode, Padlock and Security cable hole, Kensington lock, 360° installation, Optional wall mount
Noise (dB) normal / eco	34 / 22	37 / 28	36 / 26	36 / 27
Weight (kg)	5.0	4.3	5.7	9.2
Dimensions exc. feet (W x D x H mm)	Projection unit 175 x 260 x 175 Power supply 361 x 110 x 65	325 x 299 x 90	356 x 395 x 133	458 x 210 x 375
Power consumption normal / eco	149W / 122W	254W / 193W	255W / 197W	366W / 262W
Power consumption standby, comm. off	0.4W	0.5W	0.5W	0.5W
TCO Certified for Sustainability	No	No	No	Yes

Optional lens specifications

Customise your installation projector with Epson's optional powered lenses. Available in a range of throw ratios to suit different venues, screen sizes and projector distances, create the best possible image quality and match your budget.

EB-L30000U

Lens type	Ultra-short-throw	Rear projection	Short throw	Wide throw	Mid throw	Mid throw	Mid throw	Long throw	Long throw
Model name	ELPLX03	ELPLR05	ELPLU05	ELPLW07	ELPLM12	ELPLM13	ELPLM14	ELPLL09	ELPLL10
Lens option									
Part code	V12H004X03	V12H004R05	V12H004U05	V12H004W07	V12H004M0C	V12H004M0D	V12H004M0E	V12H004L09	V12H004L0A
Zoom ratio	-	-	1 - 1.21	1 - 1.37	1 - 1.35	1 - 1.52	1 - 1.50	1 - 1.50	1 - 1.50
Throw ratio	0.35:1	0.60:1	0.90:1 - 1.09:1	1.29:1 - 1.76:1	1.74:1 - 2.35:1	2.28:1 - 3.46:1	3.41:1 - 5.12:1	4.79:1 - 7.20:1	6.96:1 - 10.45:1
Screen size range (inches)	120 to 1000" (0.89 to 7.71m)	100 - 1,000" (2.54 - 25.4 m)	100 - 1,000" (2.54 - 25.4 m)	100 - 1,000" (2.54 - 25.4 m)	100 - 1,000" (2.54 - 25.4 m)	100 - 1,000" (2.54 - 25.4 m)	100 - 1,000" (2.54 - 25.4 m)	100 - 1,000" (2.54 - 25.4 m)	100 - 1,000" (2.54 - 25.4 m)
Lens shift	V: ±25 % H: ±15 %	V: ±15 % H: ±5 %	V: ±55 % H: ±25 %	V: ±65 % H: ±30 %	V: ±65 % H: ±30 %	V: ±65 % H: ±30 %	V: ±65 % H: ±30 %	V: ±55 % H: ±25 %	V: ±55 % H: ±25 %

EB-PU Series

Lens type	Ultra-short-throw				Short throw	Short throw	Wide throw
Model name	ELPLX01S*	ELPLX01WS*	ELPLX02S**	ELPLX02WS**	ELPLU03S	ELPLU04	ELPLW05***
Lens option							
Part code	V12H004X0A	V12H004Y0A	V12H004X0B	V12H004Y0B	V12H004UA3	V12H004U04	V12H004W05
Diagonal Image Size	100 - 1,000" (2.54 - 25.4 m)	100 - 1,000" (2.54 - 25.4 m)	100 - 1,000" (2.54 - 25.4 m)	100 - 1,000" (2.54 - 25.4 m)	80 - 1,000" (2 - 25.4 m)	50 - 1,000" (1.27 - 25.4 m)	50 - 1,000" (1.27 - 25.4 m)
PU1000 Series	Throw Ratio Lens Shift	WUXGA +17 % / ±10 %	0.35:1 +17 % / ±10 %	- -	0.65:1 - 0.78:1 ±67 % / ±30 %	0.87:1 - 1.05:1 ±67 % / ±30 %	1.04:1 - 1.46:1 ±67 % / ±30 %
PU2000 Series	Throw Ratio Lens Shift	WUXGA -	0.35:1 +25 % / ±15 %	0.35:1 +25 % / ±15 %	0.48:1 - 0.57:1 ±24 % / ±10 %	0.64:1 - 0.77:1 ±60 % / ±18 %	0.77:1 - 1.07:1 ±24 % / ±10 %

Lens type	Wide throw	Wide throw	Mid throw	Mid throw	Mid throw	Mid throw	Long throw
Model name	ELPLW08**	ELPLW06**	ELPLM08*	ELPLM15	ELPLM10	ELPLM11	ELPLL08
Lens option							
Part code	V12H004W08	V12H004W06	V12H004M08	V12H004M0F	V12H004M0A	V12H004M0B	V12H004L08
Diagonal Image Size	50 - 1,000" (1.27 - 25.4 m)	50 - 1,000" (1.27 - 25.4 m)	50 - 1,000" (1.27 - 25.4 m)	50 - 1,000" (1.27 - 25.4 m)	50 - 1,000" (1.27 - 25.4 m)	50 - 1,000" (1.27 - 25.4 m)	50 - 1,000" (1.27 - 25.4 m)
PU1000 Series	Throw Ratio Lens Shift	- -	1.44 - 2.32:1 ±67 % / ±30 %	2.16:1 - 3.48:1 ±67 % / ±30 %	3.32:1 - 5.06:1 ±67 % / ±30 %	4.85:1 - 7.38:1 ±67 % / ±30 %	7.21:1 - 10.11:1 ±67 % / ±30 %
PU2000 Series	Throw Ratio Lens Shift	0.86:1 - 1.21:1 ±60 % / ±18 %	1.19:1 - 1.62:1 ±60 % / ±18 %	- -	1.57:1 - 2.56:1 ±60 % / ±18 %	2.42:1 - 3.71:1 ±60 % / ±18 %	5.27:1 - 7.41:1 ±60 % / ±18 %

*ELPLX01S/ELPLM08 lenses are only available for the EB-PU1000 models
 ** ELPLX02S/ELPLW08/ELPLL06 lenses are only available for the EB-PU2000 models
 *** ELPLW05 brightness is limited to maximum 12,000Lm



1. 2001 to 2020, 500-lumen and above, excluding screenless TVs, Futuresource Consulting – Quarterly Projector Market Insights – Worldwide Analyzer CY20Q4.
2. Colour brightness (colour light output) in brightest mode, measured by a third-party lab in accordance with IDMS 15.4. Colour brightness will vary depending on usage conditions. Top-selling Epson 3LCD projectors versus top-selling 1-chip DLP projectors based on NPD sales data for May 2017 – April 2018.
3. Gamut volume in brightest mode, measured by a third-party lab in 3D in the CIE L*a*b* coordinate space. Top-selling Epson 3LCD projectors versus top-selling 1-chip DLP projectors based on NPD sales data for May 2017 – April 2018.
4. As of December 2021. Main unit without lens. 20,000lm in accordance with ISO 21118.
5. IP5X certified in accordance with IEC Standard 60529. The IP5X certification is applied to the optical engine and light source module.

For further information please contact your local Epson office or visit www.epson-europe.com

Algeria (+2213) 770 938 617 **Austria** 01 253 49 78 333 **Belgium** +32 (0)2 792 04 47 **Czech** 800/142 052 **Denmark** 44 50 85 85 **East Africa** (+254) 734 354 075
Finland 0201 552 091 **France** 09 74 75 04 04 (Cost of local call, operator charges may apply) **Germany** +49 (0) 2159/92 79 500 **Greece** (0030) 211 198 62 12
Hungary 06800 147 83 **Ireland** 01 436 7742 **Israel** (+972)-3-5751833 **Italy** 02-660321 10 (0,12 €/min) **Luxembourg** +352 27860692 **Middle East** +9714 2677638
Morocco (+212) 661 31 11 18 **Netherlands** +31 (0)20 708 5099 **Norway** +47 67 11 37 00 **Poland** 0-0-800 4911299 (0,16 zł/min) **Portugal** 707 222 111
Romania 0040 214025024 **Russia** (095) 777-03-55 **Slovakia** 0850 111 429 **Southern Africa** (+2711) 465-9621 **Spain** 93 582 15 00 **Sweden** 0771-400135
(Mobilsamtal – 0,99 kr/min, Lokala samtal – 0,30 kr/min, Utlandssamtal – 0,89 kr/min) **Switzerland** 022 592 7923 **Tunisia** (+216) 9833 3571 **Turkey** (0212) 3360303
United Kingdom 0871 42 37766 (+10p per minute plus network extras) **West Africa** (+234)8020727843

Trademarks and registered trademarks are the property of Seiko Epson Corporation or their respective owners.
Product information is subject to change without prior notice.

EPSON®