

Scanning solutions for every business need



Document management made easy

Create a better business environment with the support of a global leader in scanning solutions. The Epson scanner range offers high performance scanning solutions.

Purchasing considerations

The Epson scanner range offers a variety of options to suit many business requirements. To ensure every user selects the right device for their needs, we advise considering these key factors:



Why are you scanning?

- Compliance and security
- Improve productivity
- Storage and archiving



Media

- What needs to be scanned?
- Are they all standard sizes, or do they vary?
- What are the different types of media?



People

- Who is doing the scanning?
- How frequently do they scan?
- What volume do they scan?



Location

- Where is the scanning happening?
- Does one office need a scanner, or multiple branches?
- Do mobile workers need to scan?

Our credentials



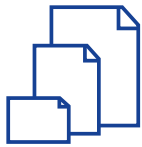
30 years of experience

Epson made its first scanner in 1986, and we have been growing since



1 in 5

Document scanners sold around the world are Epson (based on Infotrends data 2019)



Wide media handling

If Epson prints on it – we can scan it



Award-winning designs

This includes the Red Dot Design Award 2019 and BLI Summer Pick Award 2019 for our mobile scanners



Modern government solutions

Throughout government departments, forms and applications are initiating crucial processes – from immigration and social welfare to planning and licensing. Epson document scanners are deployed to automate front and back office processes so that staff can provide a modern, secure and efficient level of public service.

Front office

Ideal for busy reception environments with a requirement for high accuracy, our scanners are designed to capture documents, forms and public identification for streamlined record-keeping.



DS-1630
A4



DS-530II
A4



DS-730N
A4



DS-780N
A4



DS-870
A4



DS-32000
A3

Back office

Volume scanning capabilities facilitate case management and enable large documents to be stored in line with corporate policies.

Consider DS-32000



Transform your scanning environment with a high-volume scanner that adjusts to meet your professional needs.

Speed at 300 dpi: 90ppm / 180ipm

ADF: 120 sheets

Daily duty cycle: 40,000 pages

Paper size: A3



★ **Specialist**

From tax payment processing in front offices, to large format scanning within planning and building, Epson have a range of market-leading scanning solutions.



TM-S9000II-MJ



Surecolor SC-T5400M



Technology focus

Put users in control of the job they are completing with advanced technology.

Slow mode enables documents to be captured more easily by reducing the roller speed without increasing file sizes.

Double feed detection skip (available on selected models) means difficult documents like envelopes and post-it notes can be processed rapidly.

Efficient healthcare solutions

Achieve absolute precision across the healthcare sector. Our scanners capture the widest range of media – including film, aged medical records and long document reports for streamlined patient care.

Specialist

Using the latest software, capture photographs, negatives and X-rays in high resolution detail, and to international standards such as DICOM*.

*Additional software required at extra costs

Back office

Digitise the most challenging of medical records. Epson's high-speed A3 and A4 production devices with high capacity feeders offer the flexibility required to scan every document in the file.

Recommended products:



Perfection
V850
A4



Expression
12000XL Pro
A3



DS-970
A4



DS-30000
A3



DS-70000
A3

Recommended products:

Consider DS-70000



Epson's robust A3 flatbed document scanner is fast with impressive duty cycles.

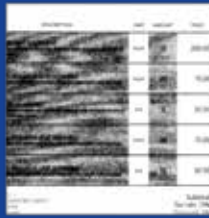
Speed at 300dpi: 70ppm/140ipm

ADF: 200 sheets

Daily duty cycle: 8000



Text enhance ON



Text enhance OFF

Technology focus

The built-in text enhancement feature improves the sharpness of text in scanned documents, including:

Improved OCR accuracy.

Reduced show-through on double-sided documents.

Remove or enhance ink signatures.

Dropout or enhance up to five colours per scan.

Front office

Scan directly to secure collaborative work areas or cloud services at the touch of a button. For doctor's surgeries, busy reception desks, where space is limited and efficient document processing is a necessity.

Recommended products:



ES-580W
A4



DS-360W
A4



DS-80W
A4



Shared spaces and agile mobile working solutions

From traditional mobile environments such as field sales and logistics applications, to modern hot desking and the gig economy, businesses need to safeguard information by digitising documents promptly.

Create an efficient home office

Using Epson's light, compact devices, it has never been easier to scan, save and send documents.

Open plan

Customer-facing environments that offer assisted service and self-service scanner applications will benefit from Epson scan solutions, thanks to built-in comprehensive job profile creation functions.

Recommended products:



DS-70
A4



DS-80W
A4



DS-780N
A4



DS-730N
A4



Wi-Fi connection

Scan at the point of need with Wi-Fi scanning solutions. Enable employees to link mobile devices directly through software applications and responsive software for enhanced workforce efficiency.

Recommended products:



DS-1660W
A4



DS-360W
A4



ES-580W
A4

The mobile office

Build an office on the move with class-leading compact mobile solutions. Print with a WF-110W, scan using a DS-80W and project with the EB-1795F.

Recommended products:

Scan



DS-80W
A4

Print



WF-110W

Project



EB-1795F



Epson Workforce DS-80W/
Workforce ES-60W
Outstanding Mobile Scanner

Technology focus



Epson's flatbed conversion kit enables customers to easily digitise bound documents, like passports.

Available on selected models.

Accurate legal solutions

Manage legal documentation with ease – know how a document is scanned, where it is scanned and who scanned it, with a range of Epson scanners that capture every aspect of a case.

Case workers

Quickly capture information at a moment's notice and save to a remote digital server or storage device.

Back office

Make it easy and quick to keep accurate, complete digital records with a scanner designed for bulk and volume scanning environments.

Recommended products:



DS-310
A4



DS-530II
A4



DS-360W
A4



DS-770II
A4

Recommended products:



DS-32000
A3



DS-30000
A3



DS-70000
A3



DS-60000
A3





Focused finance solutions

Reduce time spent digitising documents with Epson's scanners for financial services and insurance. From processing new customer applications to the addition of records within an existing claim, you can ensure you still meet your existing workflow processes and front office legal obligations.

Counter services

Quickly process, digitally manage and authenticate everyday transactions such as cheque and account applications. These compact, efficient network solutions allow documents to be sent directly and securely to head office departments for onward processing.

Bought ledger and credit control

Packed with advanced features like ultrasonic double feed detection, automatic feed mode, slow mode and double feed detection skip, users have all the functionality they need to scan high volumes of complex documents in a controlled and efficient way.

Recommended products:



TM-S1000



TM-S90000II-MJ



DS-530II
A4

Recommended products:



DS-870
A4



DS-30000
A3

Consider DS-870



High-speed scanning with easy-to-use processing capabilities for effortless document management.

Scan speed at 300dpi: 65ppm/130ipm

ADF: 100 sheets

Daily duty cycle: 7000



Active education solutions

Bring learning to life with scanning solutions that encourage collaboration and sharing – scan multiple pages at once, and send them straight to Microsoft Sharepoint, FTP, Cloud storage or any other chosen location with ease.

Front office

Spend less time filing and more time teaching; create PDFs in seconds, ready for sharing with colleagues or students – or for filing. Efficiently manage large batches with ease by scanning multiple pages at once and create individual documents too.

Specialist

Research and review with ease, enable students to use our specialist devices to scan research material – from graphics and large construction plans to newspaper information.

Recommended products:



DS-310
A4



DS-1630
A4



DS-410
A4

Recommended products:



Perfection V850
A4



Expression
12000XL PRO
A3



Surecolor
SC-T5400M



Safe student enrolment

During student enrolment, capturing documents is a critical part of the process. Our scanning solutions integrate easily into your existing infrastructure and take the burden off your admin staff.

Consider DS-32000



Benefit from passport scanning and a flexible design. Collapse the scanner down for easy transportation and storage.

Scan speed at 300dpi: 90ppm/180ipm

ADF: 120 sheets

Daily duty cycles: 40000

Education document camera

Bring classes to life with this user-friendly document camera and share pictures and objects in full HD on a large screen. Benefitting from a lightweight and portable design, it is easy to transport and features both optical and digital zoom for clear magnification to enhance engagement.



Effortless integration and sharing



Epson scanners are designed for seamless integration into your IT environment with industry standard TWAIN, WIA and ISIS driver support.

Choose from a range of additional document destinations with Epson Document Capture software.

With our Wi-Fi Direct™ solutions, users can control business scanners with mobile devices through the Epson DocumentScan app. Simple solutions for agile workers and hot-desking.

Award-winning scanning



Epson develops sustainable office technology. Our products contribute to a waste-less society and circular economy through its range of printers, scanners, and TCO-certified projectors.

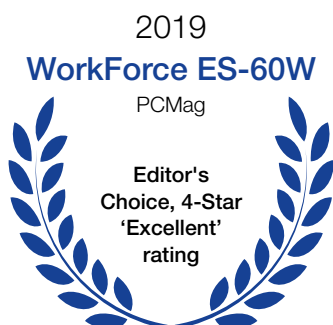


reddot design award
winner 2019



Epson ES-50/ES-60W/DS-80W

Over the years, Epson scanners have been recognized by leading publications and testing laboratories for their superior quality, reliability, and ease of use.



Mobile scanner range



Compact and lightweight



Automatic document feeder



Wi-Fi and Wi-Fi Direct









Built-in lithium batteries



Correct document skew








Create a mobile office with the support of a global leader in scanning solutions. Wherever your work takes you, produce high quality scans with Epson mobile scanners.

Model	 WorkForce DS-70	 WorkForce DS-80W	 WorkForce DS-310	 WorkForce DS-360W	 WorkForce ES-50	 WorkForce ES-60W
Scanning Speed Mono	5.5s/page	4s/page	25ppm / 50ipm	25ppm / 50ipm	5.5s/page	4s/page
Scanning Speed Colour	5.5s/page	4s/page	25ppm / 50ipm	25ppm / 50ipm	5.5s/page	4s/page
Automatic Document Feeder Capacity	1 page	1 page	20 pages	20 pages	1 page	1 page
ADF Paper Weight	35-270g/m ²	35-270g/m ²	52-230g/m ²	52-230g/m ²	35-270g/m ²	35-270g/m ²
Ultrasonic Sensor	N/A	N/A	N/A	N/A	N/A	N/A
Scanning Resolution (Horizontal x Vertical)	600 x 600DPI	600 x 600DPI	1200 x 1200DPI	1200 x 1200DPI	600 x 600DPI	600 x 600DPI
Reliability Daily Duty Cycle	300	300	500	500	300	300
Interfaces	USB	USB, Wi-Fi, Wi-Fi direct	USB 3.0	USB 3.0, Wi-Fi, Wi-Fi direct	USB	USB, Wi-Fi, Wi-Fi direct
Light Source	ReadyScan LED technology	ReadyScan LED technology	ReadyScan LED technology	ReadyScan LED technology	ReadyScan LED technology	ReadyScan LED technology
Drivers	TWAIN, WIA, ISIS, ICA	TWAIN, WIA, ISIS, ICA	TWAIN, WIA, ISIS, ICA	TWAIN, ICA	TWAIN, WIA, ISIS, ICA	TWAIN, WIA, ISIS, ICA
Software	Epson Document Capture software suite, Epson Scan 2	Epson Document Capture software suite, Epson Scan 2	Epson Document Capture software suite, Epson Scan 2, Newsoft Presto! BizCard 5.6	Epson Document Capture software suite, Epson Scan 2, Newsoft Presto! BizCard	Epson ScanSmart, Epson Scan 2	Epson ScanSmart, Epson Scan 2
Push / Pull Scanning ¹	Pull / Push	Pull / Push	Pull / Push	Pull / Push	Pull / Push	Pull / Push
Automatic De-Skew	✓	✓	✓	✓	✓	✓
Text Enhancement	✓	✓	✓	✓	✓	✓
RGB Colour Enhance	✓	✓	✓	✓	✓	✓
RGB Colour Dropout	✓	✓	✓	✓	✓	✓
Skip Blank Page	✓	✓	✓	✓	✓	✓
Punch Holes Removal	✓	✓	✓	✓	✓	✓
Auto Rotation	✓	✓	✓	✓	✓	✓
Weight	270g (0.27kg)	300g (0.3kg)	1.1kg	1.3kg	270g (0.27kg)	300g (0.3kg)
Dimensions - (W x D x H)	272 x 47 x 34mm	272 x 47 x 34mm	288 x 89 x 51mm	288 x 89 x 67mm	272 x 47 x 34mm	272 x 47 x 34mm

Sheetfed scanner range

Capable of scanning up to 90 pages per minute or 180 images per minute, sheetfed scanners offer production-level performance thanks to up to 40,000 page-per-day duty cycles.

USB

							
Model	WorkForce DS-410	WorkForce DS-530II	WorkForce DS-770II	WorkForce DS-870	WorkForce DS-970	WorkForce DS-30000	WorkForce DS-32000
Scanning Speed Mono	26ppm / 52ipm	35ppm / 70ipm	45ppm / 90ipm	65ppm / 130ipm	85ppm / 170ipm	70ppm / 140ipm	90ppm / 180ipm
Scanning Speed Colour	26ppm / 52ipm	35ppm / 70ipm	45ppm / 90ipm	65ppm / 130ipm	85ppm / 170ipm	70ppm / 140ipm	90ppm / 180ipm
Automatic Document Feeder Capacity	50 pages	50 pages	100 pages	100 pages	100 pages	120 pages	120 pages
ADF Paper Weight	50 - 209g/m ²	27 - 413g/m ²	27 - 413g/m ²	27 - 413g/m ²	27 - 413g/m ²	27 - 413g/m ²	20 - 413g/m ²
Ultrasonic Sensor	N/A	✓	✓	✓	✓	✓	✓
Scanning Resolution (Horizontal x Vertical)	600 x 600DPI	600 x 600DPI	600 x 600DPI	600 x 600DPI	600 x 600DPI	600 x 600DPI	600 x 600DPI
Reliability Daily Duty Cycle	3,000	4,000	5,000	7,000	9,000	30,000	40,000
Interfaces	USB 2.0	USB 3.0	USB 3.0	USB 3.0	USB 3.0	USB 3.0	USB 3.0
Light Source	Ready Scan LED Technology	Ready Scan LED Technology	Ready Scan LED Technology	Ready Scan LED Technology	Ready Scan LED Technology	Ready Scan LED Technology	Ready Scan LED Technology
Drivers	TWAIN, WIA, ISIS, ICA	TWAIN, WIA, ISIS, ICA	TWAIN, WIA, ISIS, ICA	TWAIN, WIA, ISIS, ICA	TWAIN, WIA, ISIS, ICA	TWAIN, WIA, ISIS, ICA	TWAIN, WIA, ISIS, ICA
Software	Epson Document Capture software suite, Epson Scan 2	Epson Document Capture software suite, Epson Scan	Epson Document Capture software suite, Epson Scan 2	Epson Document Capture software suite, Epson Scan 2	Epson Document Capture software suite, Epson Scan 2	Epson Document Capture software suite, Epson Scan 2	Epson Document Capture software suite, Epson Scan 2
Push / Pull Scanning ¹	Pull / Push	Pull / Push	Pull / Push	Pull / Push	Pull / Push	Pull / Push	Pull / Push
Automatic De-Skew	✓	✓	✓	✓	✓	✓	✓
Text Enhancement	✓	✓	✓	✓	✓	✓	✓
RGB Colour Enhance	✓	✓	✓	✓	✓	✓	✓
RGB Colour Dropout	✓	✓	✓	✓	✓	✓	✓
Skip Blank Page	✓	✓	✓	✓	✓	✓	✓
A3 Stitching	✓	✓	✓	✓	✓	✓	✓
Punch Holes Removal	✓	✓	✓	✓	✓	✓	✓
Auto Rotation	✓	✓	✓	✓	✓	✓	✓
Weight	3.7kg	3.7kg	3.7kg	3.7kg	3.7kg	5.8kg	5.8kg
Dimensions (W x D x H)	296 x 212 x 217mm	296 x 212 x 217mm	296 x 212 x 217mm	296 x 212 x 217mm	296 x 212 x 217mm	371 x 208 x 219mm	371 x 208 x 219mm



Automatic paper size detection



High-speed ADF scanning with duplex



Scan up to 40,000 pages per day



Wi-Fi and network options



Onboard sensors to prevent errors

Network

Model	 WorkForce ES-500W	 WorkForce ES-580W	 WorkForce DS-730N	 WorkForce DS-780N	 WorkForce DS-870N	 WorkForce DS-970N
Scanning Speed Mono	35ppm / 70ipm	35ppm / 70ipm	40ppm / 80ipm	45ppm / 90ipm	65ppm / 130ipm	85ppm / 170ipm
Scanning Speed Colour	35ppm / 70ipm	35ppm / 70ipm	40ppm / 80ipm	45ppm / 90ipm	65ppm / 130ipm	85ppm / 170ipm
Automatic Document Feeder Capacity	50 pages	100 pages	100 pages	100 pages	100 pages	100 pages
ADF Paper Weight	27 - 413g/m ²	27 - 413g/m ²	27 - 413g/m ²	27 - 413g/m ²	27 - 413g/m ²	27 - 413g/m ²
Ultrasonic Sensor	✓	✓	✓	✓	✓	✓
Scanning Resolution (Horizontal x Vertical)	600 x 600DPI	600 x 600DPI	600 x 600DPI	600 x 600DPI	600 x 600DPI	600 x 600DPI
Reliability Daily Duty Cycle	4,000	4,000	4,500	5,000	7,000	9,000
Interfaces	USB 3.0 / Wi-Fi / Wi-Fi Direct	USB 3.0 / Wi-Fi / Wi-Fi Direct	USB 2.0 / Ethernet Interface	USB 3.0 ⁴ / Ethernet Interface	USB 3.0 ⁴ / Ethernet Interface	USB 3.0 / Ethernet Interface
Light Source	Ready Scan LED Technology	Ready Scan LED Technology	Ready Scan LED Technology	Ready Scan LED Technology	Ready Scan LED Technology	Ready Scan LED Technology
Drivers	TWAIN, WIA, ICA	TWAIN, WIA, ICA	TWAIN, WIA, ISIS, ICA	TWAIN, WIA, ISIS, ICA	TWAIN, WIA, ISIS, ICA	TWAIN, WIA, ISIS, ICA
Software	Epson SmartPanel, Epson ScanSmart, Epson Scan 2	Epson SmartPanel, Epson ScanSmart, Epson Scan 2	Epson Document Capture software suite, Epson Scan 2	Epson Document Capture software suite, Epson Scan 2	Epson Document Capture software suite, Epson Scan 2	Epson Document Capture software suite, Epson Scan 2
Push / Pull Scanning ¹	Pull / Push	Pull / Push	Pull / Push	Pull / Push	Pull / Push	Pull / Push
Automatic De-Skew	✓	✓	✓	✓	✓	✓
Text Enhancement	✓	✓	✓	✓	✓	✓
RGB Colour Enhance	✓	✓	✓	✓	✓	✓
RGB Colour Dropout	✓	✓	✓	✓	✓	✓
Skip Blank Page	✓	✓	✓	✓	✓	✓
A3 Stitching	✓	✓	✓	✓	✓	✓
Punch Holes Removal	✓	✓	✓	✓	✓	✓
Auto Rotation	✓ ²	✓ ²	✓ ²	✓ ²	✓ ²	✓ ²
Weight	3.7kg	3.7kg	3.7kg	3.7kg	3.7kg	3.7kg
Dimensions (W x D x H)	296 x 212 x 217mm	296 x 212 x 217mm	296 x 212 x 217mm	296 x 212 x 217mm	296 x 212 x 217mm	296 x 212 x 217mm

Flatbed scanner range



Automatic paper detection



High-speed ADF scanning with duplex



Scan up to 8,000 pages per day










Network versions



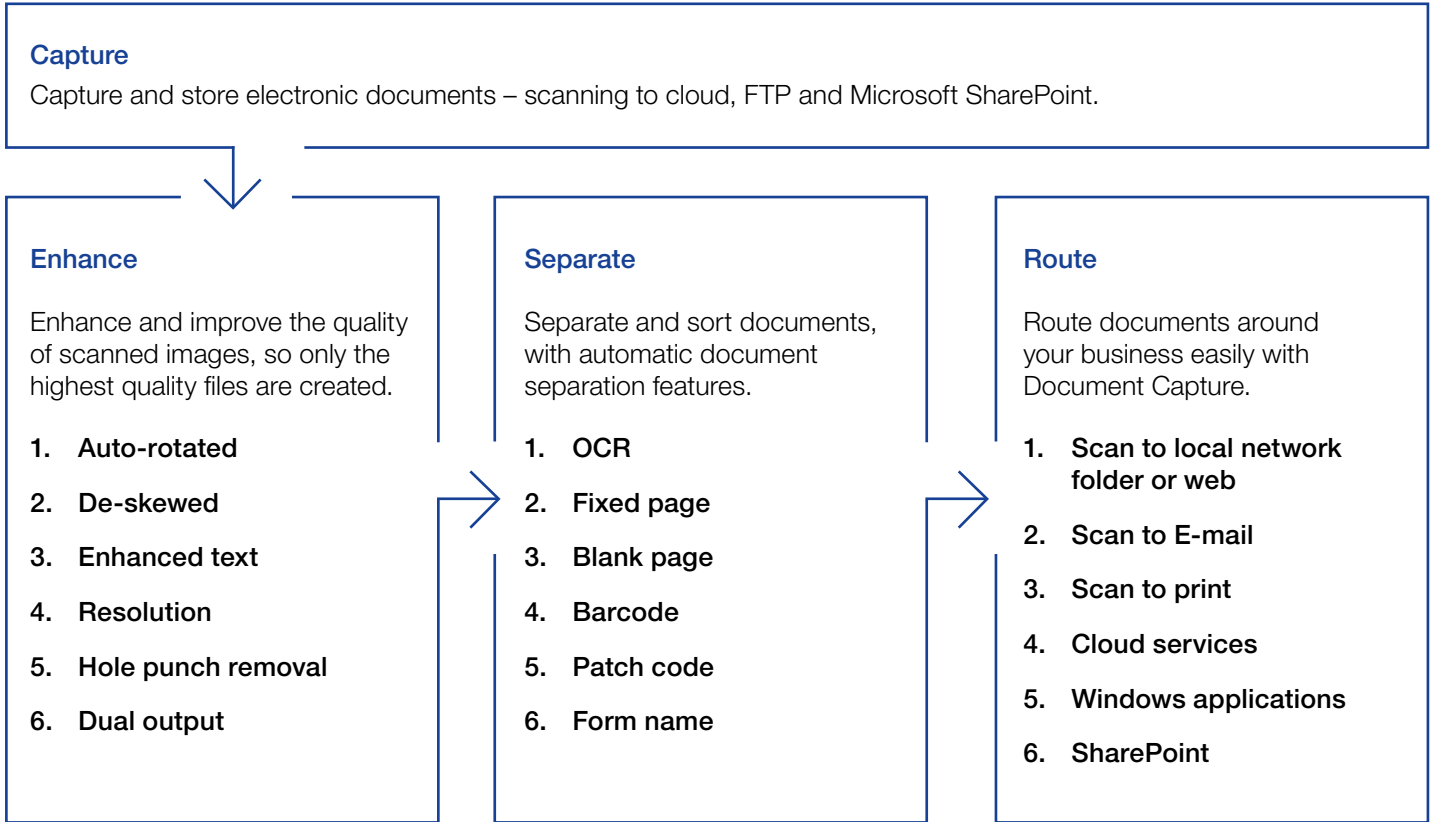
High resolution capability

The flatbed range quickly and easily scans documents of any shape or size. Ideal for scanning irregularly shaped or fragile items, as well as books and bound media.

Model	 WorkForce DS-1630	 WorkForce DS-1660W	 WorkForce DS-6500	 WorkForce DS-7500	 WorkForce DS-50000	 WorkForce DS-60000	 WorkForce DS-70000	 Expression 12000XL	 Expression 12000XL Pro
Scanning Speed Mono	25ppm / 10ipm	25ppm / 10ipm	25ppm / 50ipm	40ppm / 80ipm	4s/page	40ppm / 80ipm	70ppm / 140ipm	12ppm	12ppm
Scanning Speed Colour	25ppm / 10ipm	25ppm / 10ipm	25ppm / 50ipm	40ppm / 80ipm	4s/page	40ppm / 80ipm	70ppm / 140ipm	12ppm	12ppm
Automatic Document Feeder Capacity	50 pages	50 pages	100 pages	100 pages	N/A	N/A	N/A	N/A	N/A
ADF Paper Weight	50 - 120g/m ²	50 - 120g/m ²	50 - 128g/m ²	50 - 128g/m ²	N/A	50 - 128g/m ²	35 - 128g/m ²	N/A	N/A
Ultrasonic Sensor	✓	✓	✓	✓	N/A	✓	✓	N/A	N/A
Scanning Resolution (Horizontal x Vertical)	1200 x 1200DPI	1200 x 1200DPI	1200 x 1200DPI	1200 x 1200DPI	600 x 600DPI	600 x 600DPI	600 x 600DPI	2400 x 4800DPI	2400 x 4800DPI
Reliability Daily Duty Cycle	1,500	1,500	3,000	4,000	N/A	5,000	8,000	N/A	N/A
Interfaces	USB 3.0	USB 3.0	USB 2.0	USB 2.0	USB 2.0	USB 2.0	USB 2.0	USB 2.0	USB 2.0
Network option ³	✓	✓	✓	✓	✓	✓	✓	N/A	N/A
Light Source	ReadyScan LED Technology	ReadyScan LED Technology	ReadyScan LED Technology	ReadyScan LED Technology	ReadyScan LED Technology	ReadyScan LED Technology	ReadyScan LED Technology	ReadyScan LED technology	ReadyScan LED technology
Drivers	TWAIN, WIA, ISIS, ICA	TWAIN, WIA, ICA	TWAIN, WIA, ISIS, ICA	TWAIN, WIA, ISIS, ICA	TWAIN, WIA, ISIS, ICA	TWAIN, WIA, ISIS, ICA	TWAIN, WIA, ISIS, ICA	TWAIN, WIA	TWAIN, WIA
Software	Epson Document Capture software suite, Epson Scan	Epson Document Capture software suite, Epson Scan	Epson Document Capture software suite, Epson Scan	Epson Document Capture software suite, Epson Scan	Epson Document Capture software suite, Epson Scan	Epson Document Capture software suite, Epson Scan	Epson Document Capture software suite, Epson Scan	Epson Scan 2, SilverFast Ai ver 8.8	Epson Scan 2, SilverFast Ai ver 8.8
Push / Pull Scanning ¹	Pull / Push	Pull / Push	Pull / Push	Pull / Push	Pull / Push	Pull / Push	Pull / Push	N/A	N/A
Automatic De-Skew	✓	✓	✓	✓	✓	✓	✓	✓	✓
Text Enhancement	✓	✓	✓	✓	✓	✓	✓	✓	✓
RGB Colour Enhance	✓	✓	✓	✓	✓	✓	✓	✓	✓
RGB Colour Dropout	✓	✓	✓	✓	✓	✓	✓	✓	✓
Skip Blank Page	✓	✓	✓	✓	N/A	✓	✓	N/A	N/A
A3 Stitching	✓	✓	N/A	N/A	N/A	N/A	N/A	N/A	N/A
Punch Holes Removal	✓	✓	✓	✓	✓	✓	✓	✓	✓
Auto Rotation	✓	✓	✓	✓	✓	✓	✓	✓	✓
Weight	3.7kg	3.7kg	9.8kg	9.8kg	14.8kg	26.9kg	26.9kg	14.3kg	20.5kg
Dimensions - (W x D x H)	451 x 315 x 120mm	451 x 315 x 120mm	495 x 360 x 217mm	495 x 360 x 217mm	640 x 468 x 156mm	640 x 522 x 289mm	640 x 522 x 289mm	656 x 458 x 158mm	656 x 460 x 292mm

Software

Document Capture software suite makes it easy for beginners or experienced users to integrate Epson scanners into any document workflow.



Additionally, Epson has the capability to connect to incumbent document management solutions via TWAIN, ISIS, ICA or WIA. For further information, please contact your local representative.



Epson Device Admin

Our latest version of EDA enables you to easily manage an entire fleet of printers and scanners remotely⁴ – with full control, including the ability to install, configure, monitor, maintain and troubleshoot your devices for increased productivity and cost savings.

Centrally monitor and manage devices

Added efficiency thanks to an intuitive interface

Troubleshoot and report on device activity

www.epson.eu/device-admin

Superior scanning at any size

Scan items as small as a postage stamp or up to an A0 floorplan, using a variety of devices designed to suit a wide range of requirements.



Sheetfed scanner solutions



Flatbed scanner solutions



Large format scanner solutions



Multi-function scanner solutions



Graphic scanner solutions



Cheque scanner solutions

For more information please visit: www.epson.eu/business-scanner-range

1. Pull / Push scanning with Document Capture software suite
2. Feature available with Epson Document Capture software
3. Network Interface Unit disables USB interface
4. Networked Business Inkjet Pro & Laser printers/MFPs, Business Scanners and Large Format Printers

For further information please contact your local Epson office or visit www.epson.co.za

Algeria (+2213) 770 938 617 Austria 01 253 49 78 333 Belgium +32 (0)2 792 04 47 Czech +420 246 037 281 Denmark 44 50 85 85 East Africa (+254) 734 354 075 Finland 0201 552 091 France 09 74 75 04 04 (Cost of local call, operator charges may apply) Germany +49 (0) 2159/92 79 500 Greece (0030) 211 198 62 12 Hungary 06800 147 83 Ireland 01 436 7742 Israel (+972)-3-5751833 Italy 02-660321 10 (0,12 €/min) Luxembourg +352 27860692 Middle East +9714 2677638 Morocco (+212) 661 31 11 18 Netherlands +31 (0)20 708 5099 Norway +47 67 11 37 00 Poland +48 22 295 37 25 (0,16 zł/min) Portugal 707 222 111 Romania 0040 214025024 Russia (095) 777-03-55 Slovakia +421 232 786 682 Southern Africa (+2711) 465-9621 Spain 93 582 15 00 Sweden +46 8 5051 3701 (Mobilsamtal – 0,99 kr/min, Lokala samtal – 0,30 kr/min, Utlandssamtal – 0,89 kr/min) Switzerland 022 592 7923 Tunisia (+216) 9833 3571 Turkey (0212) 3360303 United Kingdom 0871 42 37766 (+10p per minute plus network extras) West Africa (+234)8020727843

Trademarks and registered trademarks are the property of Seiko Epson Corporation or their respective owners. Product information is subject to change without prior notice.

EPSON®